



MEDJACKET
Health is my right

MEDJACKET
NURSE MANUAL



INTRODUCTION

MedJacket is a point of care system which comes with the whole functionality, that is needed in the hospital workflow. Mainly it is used for E-ICU for checking patient Status remotely. Starting from patient enrollment, managing patient's visit and examinations and even the patient reports. MedJacket delivers out of box combination of software and hardware which can be easily integrated in any health center.

- Our main functionalities in <<**Hospital-Domain**>>are:
 1. Patient enrollment (Modify).
 2. Patient visit.
 3. Patient Health Score.
 4. Nursing Station.
 5. Medications.
 6. Reports.
 7. Patient management.
 8. Billing.
- Our main functionalities in <<**Medjacket-Device**>> are:
 1. Health Monitor.
 2. Integration with Medjacket Device.
 3. Live Monitoring Connectivity.
 4. OPD.

Here Nurse can view only All patients and Nursing station in the home page.

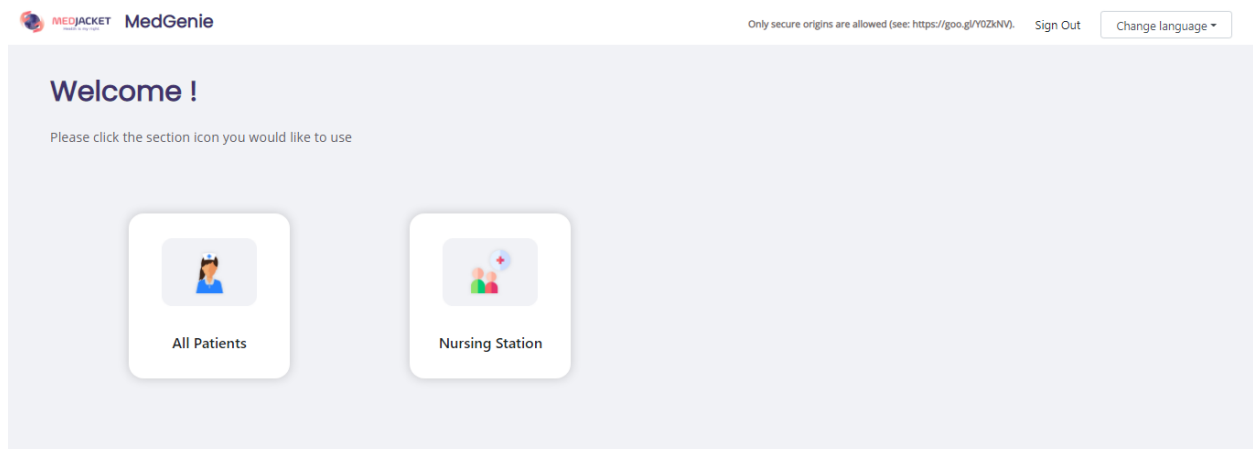


Fig: Home Page

1. PATIENT ENROLLMENT

To add a patient, «**Enroll a New Patient**» button should be clicked. In the opened form user should fill 4 pages of the patient data. Also, patient can be modified, for this user should click «**Modify**» in the patient’s table. Admin can view all patients those who enrolled in the hospital.

All Patients

Q Type here to search a Patient's Record Search Smart Card Search Date Search Quick Enrollment Enroll a New Patient


Name	Age	Sex	Address	Telephone	Date of Last Visit	Patient ID	Registration Number	Branch	Actions
suseshala S	5 Y	Female	Amalapuram	720763995	21/04/2024	240420000002	IP240420000003 (in)	Main	Modify Patient Health Score Patient Visit Bill Call Reports MedicationsManagement Print
Test Final	27 Y	Male	Hyderabad	7032061888	No visits	240420000001	IP240420000002 (in)	Main	Modify Patient Health Score Patient Visit Bill Call Reports MedicationsManagement Print
hari s	22 Y	Male	hyd	6309315928	No visits	240406000002	IP240406000001 (in)	Main	Modify Patient Health Score Patient Visit Bill Call Reports MedicationsManagement Print
Sri latha A	25 Y	Female	Hyderabad	6789012345	06/04/2024	240406000001	OP240508000001 (out)	Main	Modify Patient Health Score Patient Visit Bill Call Reports MedicationsManagement Print

Fig: All Patients

NOTE: To complete the Patient enrollment we should save all the 4 pages. If we didn’t complete the process and got back to patient page then the patient enrollment will not be completed and the patient details will not be shown.

General Details | Contact Details | Medical History | Know Your Patient

General Details



Upload Picture

Take a Picture

Name:

Surname:

Aadhaar ID:

D.O.B.:

Sex: Male Female

Age:

Marital Status:

Profession:

Does the patient requires outpatient registration number?
 Yes No

Does the patient requires inpatient registration number?
 Yes No

Inpatient Registration Number:

Close Save

Fig: Patient Enrollment Page 1

Enroll a New Patient

General Details | **Contact Details** | Medical History | Know Your Patient

Contact Details

Telephone	7207492361	Land Phone	990044
Address	satya narayana nagar	Country	India
Area	Ramanthapur	Email Status	<input type="radio"/> Has Email <input checked="" type="radio"/> No Email
City	Uppal	Email	medjacketin+11111111131@gmail.com

Fig: Patient enrollment Page-2

General Details | Contact Details | **Medical History** | Know Your Patient

Medical History


Blood Type	A+	Previous Operations	<input type="radio"/> Yes <input checked="" type="radio"/> No
Allergies	No	<input type="button" value="Add"/>	
Previous Medical Conditions	No	<input type="button" value="Delete"/>	
Existing Medication	No		
Nature of Medical Condition	Non Reportable disease		

Fig: Patient Enrollment Page-3


Fig: Patient Enrollment page-4.

2. PATIENT VISIT

In the visit page, healthcare specialist can fill the data of the visit like, type of the visit, symptoms, diagnosis, prescribed medications and pathology/radiology test, date of the next visit, and advises. After this was done, patient will receive a Pdf report of his visit to his Mail with all this information. During the second Visit user can go through the patient visit record.



Patient Details



sirisha t
23 Years

Patient Health Score
Call the Doctor
Select a doctor

Female	No Insurance	unmarried	hyderabad	Patient ID: 249593000001	Allergies:
Blood Type: unknown		No Smoking Info	No Alcohol Info	Health Card not Available	

Consultations
Patient Visit Record
Health Score

Nature of Visit: Home Clinic Tele

Main Symptoms:

- Abdomen Pain x
- Chest Pain Sharp On Deep Inspiration or Coughing x
- Fever x
- Headache Severe Varies With Posture x

Diagnosis Possibility

Amoebiasis
Possibility: 33.33%

Abdomen Pain
Fever
Diarrhoea
Defecation Pain
Nausea or Vomiting
Appetite Loss

Food Poisoning
Possibility: 33.33%

Pathology Tests:

- Complete Blood Count (CBC) x

Radiology Tests:

- Adrenal venous sampling x

Fig: Patient Visit

Symptom Checker:

During filling the symptoms, system will show the possible diagnoses based on the selected symptoms and also show some description regarding symptoms if user moves cursor over the symptom name.

Main Symptoms

- Abdomen Pain x
- Fever x

Diagnosis Possibility

Amoebiasis
Possibility: 33.33%

Abdomen Pain
Fever
Diarrhoea
Defecation Pain
Nausea or Vomiting
Appetite Loss

Food Poisoning
Possibility: 33.33%

Radiology Tests

Select Value

Symptoms
Diagnosis
Management

Primary Diagnosis:

Principal Diagnosis:

Other Diagnosis:

Secondary Diagnosis:

Advices:

Next Visit Date:

Medication 1

Enter "Symptoms, nature, manufacture" for medication search

Medication 1 Time

Enter when medication should be used, if more than once, use coma to separate times (like 12:00,18:30)

Medication 1 Duration (last day of usage)

Medication 1 Notes

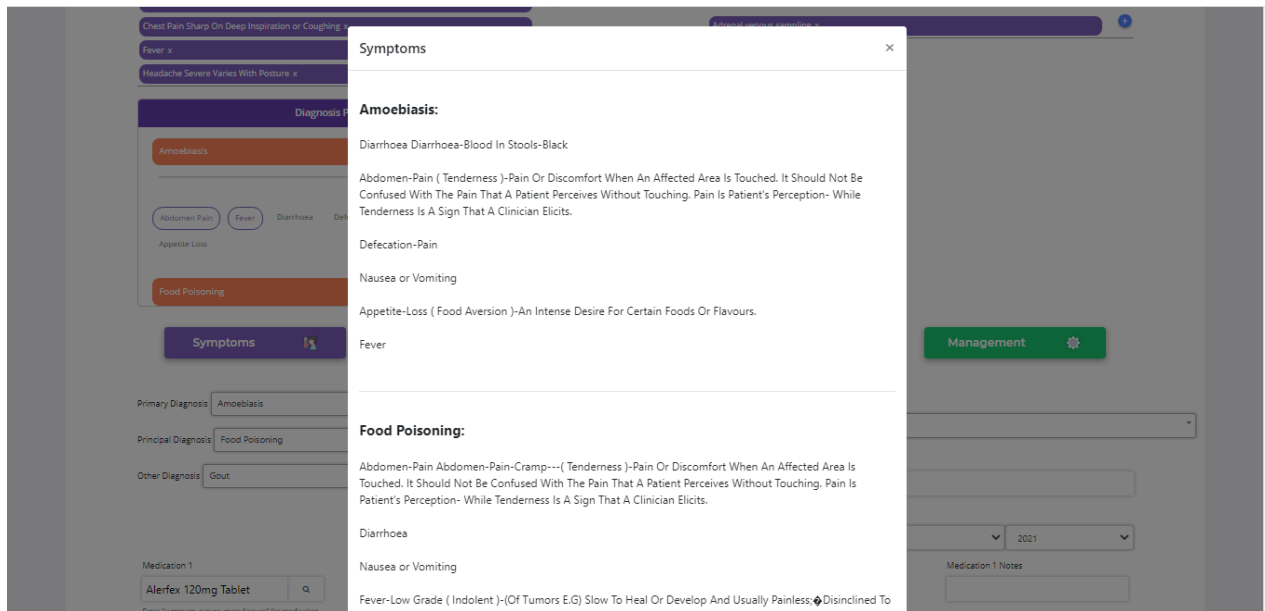
Add Medication
Remove Medication

Close
Save

Fig: Patient visit page

Diagnosis Information:

User can select a Diagnosis or write his own in the fields Primary Diagnosis, Principal Diagnosis, Other Diagnosis and Secondary Diagnosis. After that user can click buttons «Symptoms», «Diagnosis» and «Management» and their additional information about diagnosis, it's symptoms and treatment will be shown. Also, in the fields «Pathology Tests» and «Radiology Tests» will appear suggested tests that can be done by user.



Chest Pain Sharp On Deep Inspiration or Coughing x
Fever x
Headache Severe Varies With Posture x

Diagnosis

Amoebiasis

Abdomen Pain Fever Diarrhoea Dehydration
Appetite Loss

Food Poisoning

Symptoms

Primary Diagnosis Amoebiasis
Principal Diagnosis Food Poisoning
Other Diagnosis Gout

Medication 1
Alerfex 120mg Tablet

Headache
Fatigue (Lethargy)-Lack Of Energy And Enthusiasm
Fatigue (Lethargy)-Lack Of Energy And Enthusiasm

Gout:
Joint Large-Pain Joint Large-Pain-Great Toe-Elbows
Joint-Redness
Joint-Pain (Tenderness)-Pain Or Discomfort When An Affected Area Is Touched. It Should Not Be Confused With The Pain That A Patient Perceives Without Touching. Pain Is Patient's Perception- While Tenderness Is A Sign That A Clinician Elicits.
Joint-Movements Joint-Movements-Stiffness
Joint-Nodules Joint-Nodules-Elbows-Knees
Abdomen-Pain (Tenderness)-Pain Or Discomfort When An Affected Area Is Touched. It Should Not Be Confused With The Pain That A Patient Perceives Without Touching. Pain Is Patient's Perception- While Tenderness Is A Sign That A Clinician Elicits.
Fever

Management

2021

Medication 1 Notes

Close

Chest Pain Sharp On Deep Inspiration or Coughing x
Fever x
Headache Severe Varies With Posture x

Diagnosis

Amoebiasis

Abdomen Pain Fever Diarrhoea Dehydration
Appetite Loss

Food Poisoning

Symptoms

Primary Diagnosis Amoebiasis
Principal Diagnosis Food Poisoning
Other Diagnosis Gout

Medication 1
Alerfex 120mg Tablet

Diagnosis

Amoebiasis:
?? Diagnosis made by demonstration of cysts and/or trophozoites of Entamoeba histolytica in the stool.

Food Poisoning:
1. Suspicion of poisoning should be aroused by sudden onset of symptoms, uniform and increasing severity of symptoms in a group, e.g. food poisoning or industrial poisoning. Unexplained nausea, vomiting, diarrhoea, drowsiness or coma, euphoria, increased psychomotor activity, convulsions, delirium and unusual breath smell are symptoms which in the absence of disease need careful evaluation for suspected poisoning.
2. Identification of the substance should not take precedence over the first step, since the process is slow and unreliable and further lack of proper history might add to confusion. Action of poisons is modified by physical factors like quantity, form, chemical combination, dilution, route of administration and host factors like age, idiosyncrasy, sleep, food and use (abuse) of multiple substances.

Gout:
?? Sudden onset of severe pain, erythema, swelling and disability of a single joint usually MTP joint of the great toe (podagra). Other common sites are the ankle, knee and wrist. It may be accompanied by pruritus, fever and desquamation of the skin overlying the affected joint.
?? Acute attack peak within the first 12 hours and lasts 5 to 7 days.
?? It is precipitated by alcohol binges, dehydration, trauma, surgery and certain drugs.
?? It can also occur as chronic gouty arthritis or chronic tophaceous gout with deposition of MSU in

Management

2021

Medication 1 Notes

Food Poisoning:

1. Suspicion of poisoning should be aroused by sudden onset of symptoms, uniform and increasing severity of symptoms in a group, e.g. food poisoning or industrial poisoning. Unexplained nausea, vomiting, diarrhoea, drowsiness or coma, euphoria, increased psychomotor activity, convulsions, delirium and unusual breath smell are symptoms which in the absence of disease need careful evaluation for suspected poisoning.
2. Identification of the substance should not take precedence over the first step, since the process is slow and unreliable and further lack of proper history might add to confusion. Action of poisons is modified by physical factors like quantity, form, chemical combination, dilution, route of administration and host factors like age, idiosyncrasy, sleep, food and use (abuse) of multiple substances.

Gout:

?? Sudden onset of severe pain, erythema, swelling and disability of a single joint usually MTP joint of the great toe (podagra). Other common sites are the ankle, knee and wrist. It may be accompanied by pruritus, fever and desquamation of the skin overlying the affected joint.

?? Acute attack: peak within the first 12 hours and lasts 5 to 7 days.

?? It is precipitated by alcohol binges, dehydration, trauma, surgery and certain drugs.

?? It can also occur as chronic gouty arthritis or chronic tophaceous gout with deposition of MSU in connective tissue as tophi (commonly at great toe base fingers, wrists, hands, olecranon bursa and Achilles tendon).

?? S. uric acid (>6 mg/dl), ESR, leucocyte count (?? 15,000/microliter), joint radiographs show punched out joint erosions with overhanging edges (rat bite lesions). The diagnosis of gout is clinical and X-rays are often not useful in making a gout diagnosis.

Close

Management

Amoebiasis:

Treatment (asymptomatic cyst passers)
Tab. Diloxanide furoate 500 mg 8 hourly for 10 days.

Treatment (acute amoebic dysentery and chronic infections)
1. Tab. Metronidazole 400-800 mg 8 hourly orally with food for 10 days.
In children, 15 mg/kg divided in three doses for 7 days.
Or
Tab. Tinidazole (300 mg, 500 mg and 1 g) 2 g orally as single dose with food. In children, 50 mg/kg as a single dose.

2. Tab. Diloxanide furoate 500 mg 8 hourly for 10 days. In children, 20 mg/kg/day in three divided doses for 10 days.

Fulminant amoebic colitis may occur and present with more severe diarrhoea, abdominal pain and fever leading to intestinal perforation.

Food Poisoning:

Because most cases of acute gastroenteritis are self-limited, specific treatment is not necessary. Strict personal hygiene should be practiced during the illness. Some studies have quantified that only 10% of cases require antibiotic therapy.

The main objective is adequate rehydration and electrolyte supplementation. This can be achieved with either an oral rehydration solution (ORS) or intravenous solutions (eg, isotonic sodium chloride solution, lactated Ringer solution).

Main Symptoms

- Abdomen Pain x
- Chest Pain Sharp On Deep Inspiration or Coughing x
- Fever x
- Headache Severe Varies With Posture x

Diagnosis

- Amoebiasis
- Food Poisoning

Symptoms

- Abdomen Pain
- Fever
- Diarrhoea
- Appetite Loss

Primary Diagnosis: Amoebiasis

Principal Diagnosis: Food Poisoning

Other Diagnosis: Gout

Gout:

Treatment

Thorough history and physical examination and assess severity of attacks.

Nonpharmacological

Weight control, healthy diet, hydration, exercise, smoking and alcohol cessation and avoid niacin and thiazides. If thiazide or loop diuretics are being used to treat hypertension, consider alternative antihypertensive agents.

Joint rest and ice packs as adjuncts to therapy.

Pharmacological

Asymptomatic hyperuricaemia does not require treatment.

In acute attack of gout, initiate therapy within 24 hours of onset. Continue ongoing pharmacotherapy without interruption, until acute attack of gout completely resolves.

1. Tab. Ibuprofen 800 mg four times a day Or
Tab. Naproxen 500 mg four times a day
Or
Tab. Indomethacin 50 mg three times a day Or

If NSAIDs and corticosteroids are contraindicated or not tolerated Tab. Colchicine started 1 mg initially, followed by 0.5 mg one hour later (max 1.5 mg over 1 hour period) continued every 2-3 hours until acute attack completely resolves or diarrhoea or vomiting occurs or until a total dose of 6 mg has been reached; the course should not be repeated within 3 days.

Or
Tab. Prednisone 0.5 mg/kg/day for 5-10 days then stop.

2. In high risk patients along with NSAIDs, Tab. Omeprazole 20 mg once daily before breakfast.

If serum uric acid target (<6 mg/dl) not achieved, continuing disease activity consider combination therapy. Initial combination therapy may also be considered for an acute, severe gout attack, particularly with involvement of multiple large joints or polyarticular arthritis. Do not commence Allopurinol during an acute attack. However, continue if patient already established on allopurinol, and treat the acute attack treated as above.

In acute gouty monoarthritis (involving 1-2 large joints), and in addition to or instead of NSAIDs or when colchicine is ineffective or not tolerated.

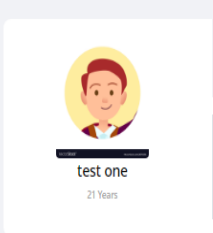
Intra-articular dose depending on the joint size with or without oral treatment or systemic corticosteroid Inj. Methylprednisolone 0.5-2 mg/kg IV or IM; dose can be repeated, subsequent dose depending on initial response Or Triamcinolone acetanide 40-60 mg then oral prednisolone as above.

Fig: Diagnosis Information

Previous Visits and Health Score:

There are 2 more tabs in the visit page: «Previous Visits» and «Health Score». There use can review previous patient’s visits and download it’s reports and check the patient’s latest examination results.



Patient Details



Patient Health Score
Call the Doctor

Male	No Insurance	unmarried	Hyderabad	Aadhaar number: 11111111111111	Allergies: no
Blood Type: B+	No Smoking Info	No Alcohol Info	Health Card Available	Arogyasir 123456789012	


Consultations
Patient Visit Record
Health Score

Date and Time	Type	Symptoms	Diagnosis	Treatment	Report	Actions
17/12/2021	Clinic	Ear Pain,Fever,Headache Severe	Brain Abscess, Otitis Externa, Secretary Otitis Media	Actiflu 500mg Tablet		

ecOcc 1 / 1 50%

Test One test

Date: 17/12/2021
Doctor: Ram Kauri
Patient Name: test one
Age: 21 **Gender:** M



Patient Telephone Number: 8341451712
Patient email address: venustastreshreddy44@gmail.com
Address: 3-1/1, Hyderabad
Aadhaar ID: 111111111111

Symptoms:
 1. Ear Pain
 2. Fever
 3. Headache Severe

Diagnosis:
 1. Brain Abscess
 2. Otitis Externa
 3. Secretory Otitis Media

Name of Medicine	Time of use	Duration	Notes
Acetils 500mg Tablet	9:00,12:00	2 days	after food

Pathological Examinations:
 1. CBC
 2. Tympanocentesis

Radiology Examinations:
 1. MRI - Brain & Orbit


Advisory: take more water
Next Visit Date: 19/12/2021

Note: Check your contact details & Aadhaar details. If any change or variance please advise.

Fig: Patient visit Report

Health Score:

Patient Details



Patient Health Score
Call the Doctor

Male	No Insurance	unmarried	Hyderabad	Aadhaar number: 111111111111	Allergies: no
Blood Type: B+		No Smoking Info	No Alcohol Info	Health Card Available	Arogyasir 123456789012

Consultations
Patient Visit Record
Health Score

Physiological Parameters

Respiratory Rate (brth/min)	20
O2 Saturation (%)	98
O2 Flow Rate (L/min)	
Blood Pressure sys (mmHg)	127
Blood Pressure dia (mmHg)	96
Heart Rate (beats/min)	140

Hematological Parameters

Blood Glucose Levels	126.0
Hemoglobin	17.0
Blood Gas	
pH	
pCO2	
pO2	

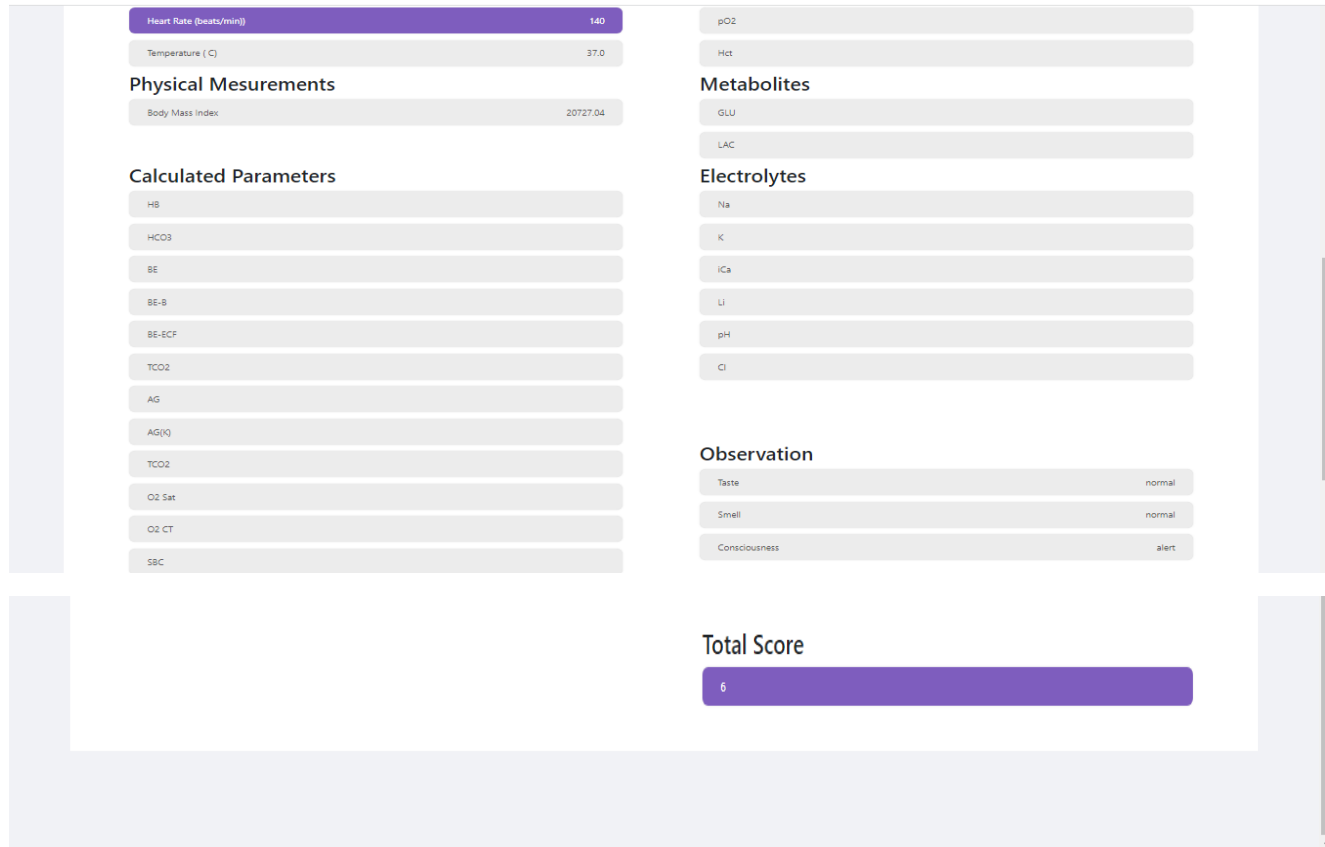
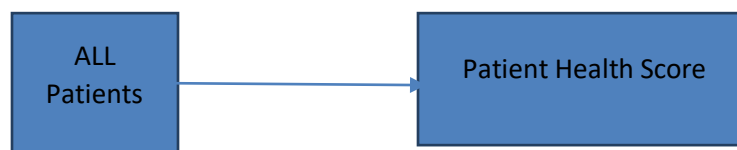


Fig: Health Score

3. PATIENT HEALTHSCORE

Patient Health Score is a page where user can see all the measurements of the patient. Measurements are shown with the different colors depending on their value and how harmful this results it. Measurements could be done using **OPD** on «**MedJacket-Device**» or be added manually. To add them manually «**Add Patient Health Score**» button should be clicked, and in the opened page it would be possible. Also, there user can add an examination that comes with the photos. Then they can be viewed on the Patient Health Score page in the table with the results in the column «**Exams Photos**». Also, there are columns with Blood Gas results and Gas Flow. These measurements can be done through **OPD** on «**MedJacket-Device**». While giving patient health score manually, we will give their physical measurements like weight and height and the Calculation of BMI is done automatically and shown in patient health score.



All Patients

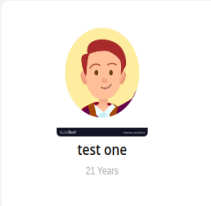
Q Type here to search a Patient's Record Search Enroll a New Patient

Name	Age	Sex	Address	Telephone	Date of Last Visit	Aadhaar ID	Outpatient Registration Number	Inpatient Registration Number	Actions
Test f	7 Y	Male	rf	3434	18/01/2022	123456789011	2/21	35/21	Modify Delete Patient Health Score Patient Health Visit Bill Call Reports Medications Management
test one	28 Y	Male	Kondapur	7702961457	No visits	111111111122	1001		Modify Delete Patient Health Score Patient Health Visit Bill Call Reports Medications Management

Showing 1 to 2 of 2 entries Previous 1 Next

Fig: All Patients

Patient Details



Patient OPD
Add Patient Health Score
Add Pathology Report
Patient Visits

Male	No Insurance	unmarried	Hyderabad	Aadhaar number: 111111111111	Allergies: no
Blood Type: B+		No Smoking Info	No Alcohol Info	Health Card Available	Arogyasir 123456789012




General Examinations
Pathology Reports
Radiology Reports

Date and Time	Body Mass Index	Blood Pressure sys (mmHg)	Blood Pressure dia (mmHg)	Pulse Rate Bp (beats/min)	Heart Rate (beats/min)	Temperature (°C)	O2 Saturation (%)	Pulse Rate SpO2 (beats/min)	PI Index	Respiratory Rate (brb/min)	Blood Glucose Levels (mg/dL)	Consciousness	Taste	Smell	Hemoglobin	Total Score	Exams Photos	Blood Gas	Gas Flow
2021/12/17 10:58	20727.04	111	73	109	140	37.111111111111114	98	109	6.77	20	126.0	alert	normal	normal	17.8	6	👁️	🩸	👉
2021/12/17 10:21		131	83	92		36.5	97	105	20.0		121.0				17.8	0	👁️	🩸	👉
2021/12/16 11:45		99	68	92		36.611111111111114	98	91	20.0		108.0				17.8	0	👁️	🩸	👉

Fig: Patient health score page

Patient Details

Exams Photos X

Date and Time	Body mass Index	sys (mmHg)	dia (mmHg)	Bp (beats/min)	Rate (beats/min)	Temperature (°C)	Saturation (%)	Spo2 (beats/min)	PI Index	Rate (brts/min)	Levels (mg/dL)	Consciousness	Taste	Smell	Hemoglobin	Total Score	Exams Photos	Blood Gas	Gas Flow
2021/12/17 10:58	20727.04	111	73	109	140	37.111111111111114	98	109	6.77	20	126.0	alert	normal	normal	17.8	6			
2021/12/17 10:21		131	83	92		36.5	97	105	20.0		121.0				17.8	0			
2021/12/16 11:45		99	68	92		36.611111111111114	98	91	20.0		108.0				17.8	0			

Fig: Exam photos

Blood Gas X

Action: QUALITY CONTROL Type: QC LEVEL 1

Lot Number: Sample No: Operator ID:

Measured

Calculated

Parameters	QC-mV	Cal C-mV	Air-mV	Cal A-mV	Results	Units	Ranges
pH	NaN	-17.9	-28.7	NaN	7.077	NA	LOW
pCO2	NaN	20.3	18.9	NaN	144.7	mmHg	HIGH
pO2	NaN	197.8	192.2	376.1	78.75	mmHg	
Hct	NaN	100.5	142.5	NaN	0	%	LOW
Na	NaN	50.1	NaN	NaN	123.2	mmol/L	
K	NaN	67.9	NaN	NaN	1.82	mmol/L	
iCa	NaN	81.4	NaN	NaN	1.89	mmol/L	
Cl	NaN	80.7	67.4	NaN	70.9	mmol/L	LOW
GLU	NaN	668.7	672.9	NaN	92.11	mg/dL	
LAC	NaN	645.9	645.6	NaN	2.03	mmol/L	
AG_Na	NaN	NaN	NaN	NaN	NaN	mmol/L	NA
AG_K	NaN	NaN	NaN	NaN	NaN	mmol/L	NA

Fig: Blood gas Report

Pathology Report:

As well as the tab «General Examinations» on the Patient Health Score page there are two more tabs here «Pathology reports» and «Radiology reports». Clicking on them, particular tab will be opened and there will be shown information if there are any reports, and the user could see date of the report and a button to download it. These reports are stored on the DICOM server or on the hospital's server. It is possible to upload a report on the Patient Health Score page and then it will be stored on the hospital's server. For that user should click the button «Add Pathology Report» and in the showed form select a PDF report that needs to be uploaded.

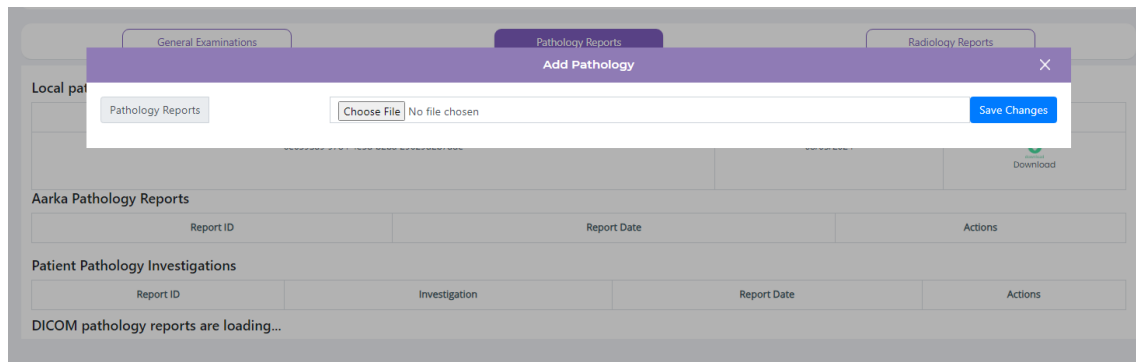



Fig: Add pathology report




sirisha t
23 Years

+ Add Patient Health Score
+ Add Pathology Report
+ Add Radiology Report
Patient Visits

Female	No Insurance	unmarried	hyderbad	Patient ID: 240503000001	Allergies:
Blood Type: unknown	No Smoking Info	No Alcohol Info	Health Card not Available		

General Examinations
Pathology Reports
Radiology Reports

Local pathology reports

Report ID	Report Date	Actions
6e0593a9-9784-4e5d-b2ba-29629d2b7ade	08/05/2024	 Download

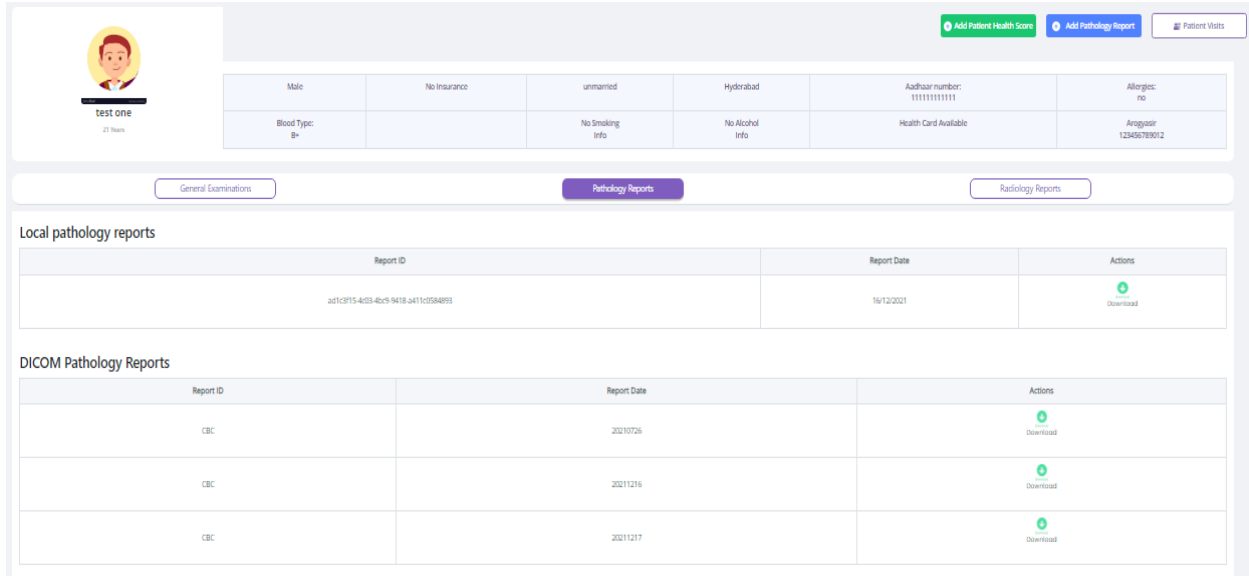
Aarka Pathology Reports

Report ID	Report Date	Actions

Patient Pathology Investigations

Report ID	Investigation	Report Date	Actions

DICOM pathology reports are loading...



The screenshot shows a patient profile for 'TEST ONE' (27 Years, Male). The profile includes personal details like insurance, marital status, and location (Hydrabad). It also lists medical information such as blood type (B+), smoking status, and alcohol consumption. At the top right, there are buttons for 'Add Patient Health Score', 'Add Pathology Report', and 'Patient Visits'. Below the profile, there are tabs for 'General Examinations', 'Pathology Reports', and 'Radiology Reports'. The 'Pathology Reports' tab is active, displaying two sections: 'Local pathology reports' and 'DICOM Pathology Reports'. The 'Local pathology reports' section contains one report with ID 'ad1c3915-4d33-4b2c-9418-3411c0584893' dated 16/12/2021. The 'DICOM Pathology Reports' section contains three reports, all with ID 'CBC' and dates 20210726, 20211216, and 20211217. Each report has a 'Download' button.

Fig: Local pathology report

3. NURSING STATION

Nursing Station is a module where user can view the patients’ measurements such as ECG, Blood Pressure, Oxygen Saturation, Respiratory Rate, Heart Rate, Temperature, Gas Flow, Drip Flow, EtCO2(in progress) and Glucose in the real-time. These measurements are done using the device «MedJacket-Device». Data is transferred to the server and then it is shown on the Nursing Station page of the «Hospital-Domain» in the real time.

- All connected parameters will be displayed; medications from doctors are visible and can also update the food intake of the patient.
- Monitoring user can add urine history as per the time line by clicking on add urine button in urine section.
- Doctors can add the notes i.e., the health condition or any other information regarding the patient. Doctor can also pass information to another doctor through Notes. Notes get saved in Reports module.
- On the top right corner of nursing station screen there will be a drop-down menu. By clicking that user can select a particular ward. By this only patient in that ward will be visible on nursing station screen.

s



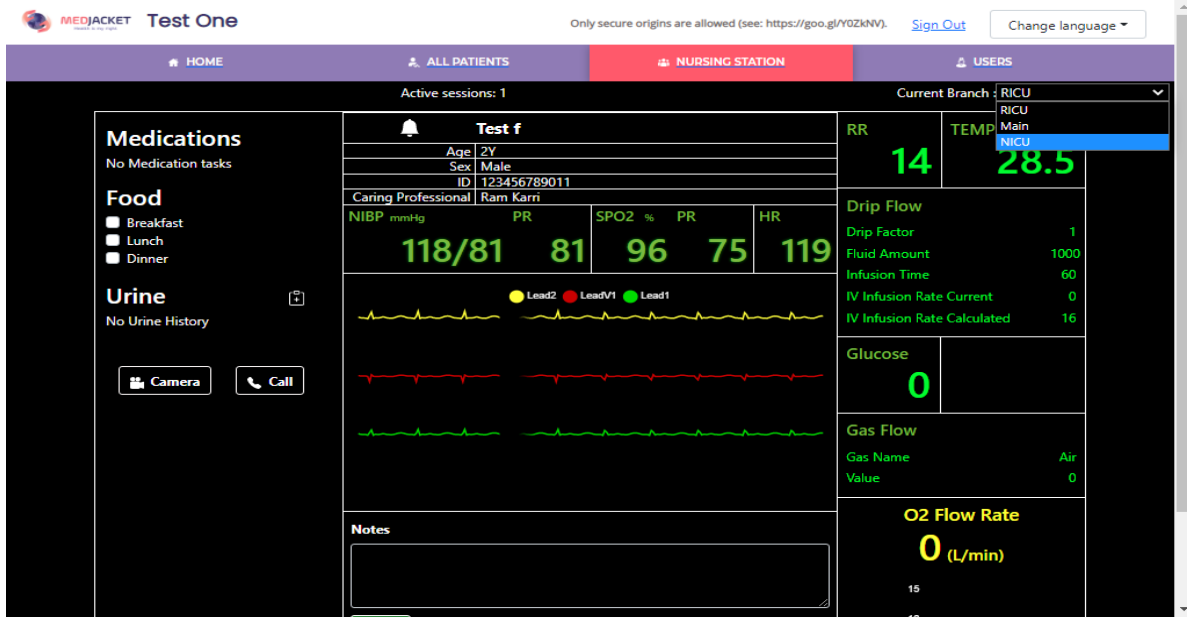



Fig: Nursing Station Page

4. MEDICATIONS

User can prescribe medications to the patient by clicking the button «**Add Medication**» and filling the fields. Also, user can write in the Medication field symptom, nature, manufacture of the medication, click the search button and based on these data, system will search for the medications. User can add, delete or modify existing medications that are prescribed for the user. All the changes will be automatically applied to the active Nursing Station Session of the patient. After the duration of medicine gets completed, user will delete the medicine and the deleted one goes to History of Prescriptions. Medical prescription can be downloaded by the user.

NOTE:- Only Some Users can have the complete access of Medications.



Patient Medications

"Note: Please use this module only to provide medications for patients in Live Monitoring"

Female	No Insurance	unmarried	hyderabad	Patient ID: 240503000001	Allergies:
Blood Type: unknown		No Smoking Info	No Alcohol Info	Health Card not Available	

sirisha t
23 Years

Aze 100mg Tablet DT	Q	17:00	2024-05-12	after food
Omnigel Sprey	Q	12:00	2024-05-12	after mea

Add Medication
Save
Generate Order

History of prescriptions

dolo	12:00,18:00	2024-05-06	before food
Pantop	18:00	2024-05-04	after food

Fig: Medications Page

Medication 1

Q

- Azee 500 Injection
- Azimax 500mg Injection
- Azipro 500mg Injection
- Parafast 1000mg Injection
- Ketorol Injection
- Nise 75mg Injection

Fig: Medication Search

5. REPORTS

Based on the Nursing Station data and Patient Health Score data, user can view the reports of the patient measurements and see how they are changed on the timeline. User can select different timeframes and which exact measurements he wants to see and then click button **«Generate Report»**.

Nursing Station data:



Fig: Nursing Station Report Page

To download the reports, go to the end of the page and click on export to PDF button then the reports will be downloaded in PDF format.

Notes

<ol style="list-style-type: none"> 1. test first 2. [To Ram Karri]test two 3. [To Andrii Blonskyi]test three 4. [To Andrii Blonskyi]test 5. [To Ram Karri]test two 6. [To Ram Karri]test 7. [To Andrii Blonskyi]tset 8. [To Ram Karri]??? 9. test 10. [To Ram Karri]test 11. [To Andrii Blonskyi]test 12. [To Andrii Blonskyi]test 13. test note 14. [To Ram Karri]test mote 2 15. [To Andrii Blonskyi]check smth 16. [To Andrii Blonskyi]test testing 17. [To Andrii Blonskyi]test testing 18. test2 19. test2 20. test4 	<p>[by Ram Karri] 06:54 PM 02/22/2022</p> <p>[by Ram Karri] 06:54 PM 02/22/2022</p> <p>[by Ram Karri] 06:54 PM 02/22/2022</p> <p>[by Ram Karri] 07:01 PM 02/22/2022</p> <p>[by Andrii Blonskyi] 07:03 PM 02/22/2022</p> <p>[by Ram Karri] 08:29 PM 02/22/2022</p> <p>[by Ram Karri] 08:30 PM 02/22/2022</p> <p>[by Ram Karri] 08:42 PM 02/22/2022</p> <p>[by Ram Karri] 08:47 PM 02/22/2022</p> <p>[by Ram Karri] 08:47 PM 02/22/2022</p> <p>[by Ram Karri] 08:47 PM 02/22/2022</p> <p>[by Ram Karri] 08:47 PM 02/22/2022</p> <p>[by Ram Karri] 08:47 PM 02/22/2022</p> <p>[by Andrii Blonskyi] 08:49 PM 02/22/2022</p> <p>[by Ram Karri] 08:54 PM 02/22/2022</p> <p>[by Ram Karri] 08:54 PM 02/22/2022</p> <p>[by Ram Karri] 08:54 PM 02/22/2022</p> <p>[by Ram Karri] 02:33 PM 02/26/2022</p> <p>[by Ram Karri] 02:33 PM 02/26/2022</p> <p>[by Ram Karri] 02:33 PM 02/26/2022</p> <p>[by Ram Karri] 02:33 PM 02/26/2022</p> <p>[by Ram Karri] 02:36 PM 02/26/2022</p>
---	---

[PDF Preview](#) [Export To PDF](#)

Fig: Notes Report Page

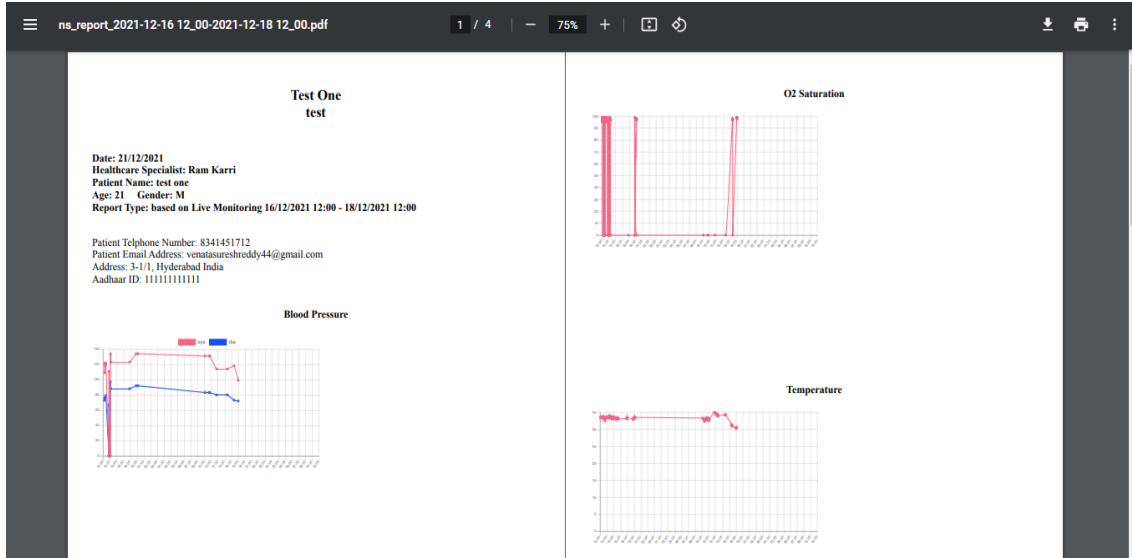


Fig: PDF format of reports

Patient Health Score data:

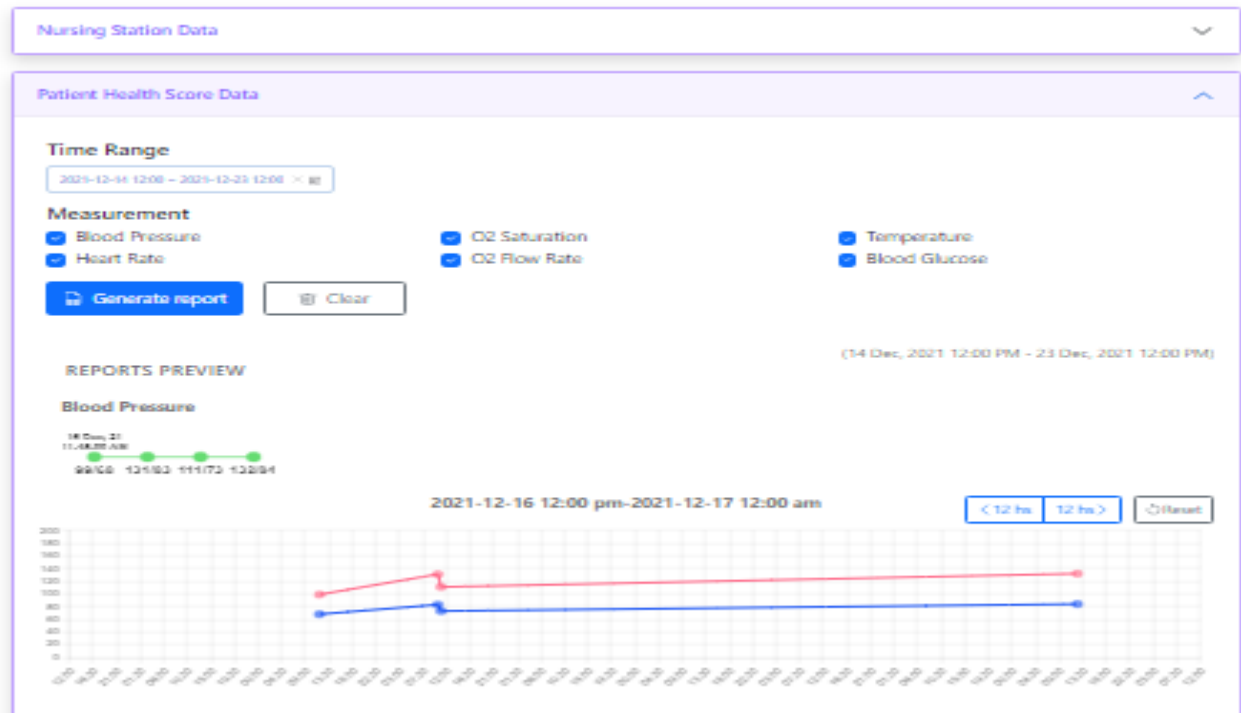
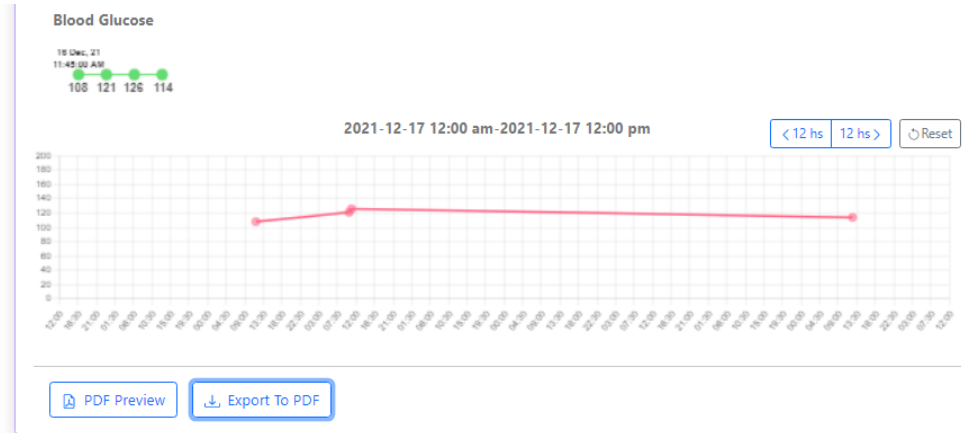


Fig: Health Score Report page

To download the reports, go to the end of the page and click on export to PDF button then the reports will be downloaded in PDF format.



HealthScoreReport....pdf

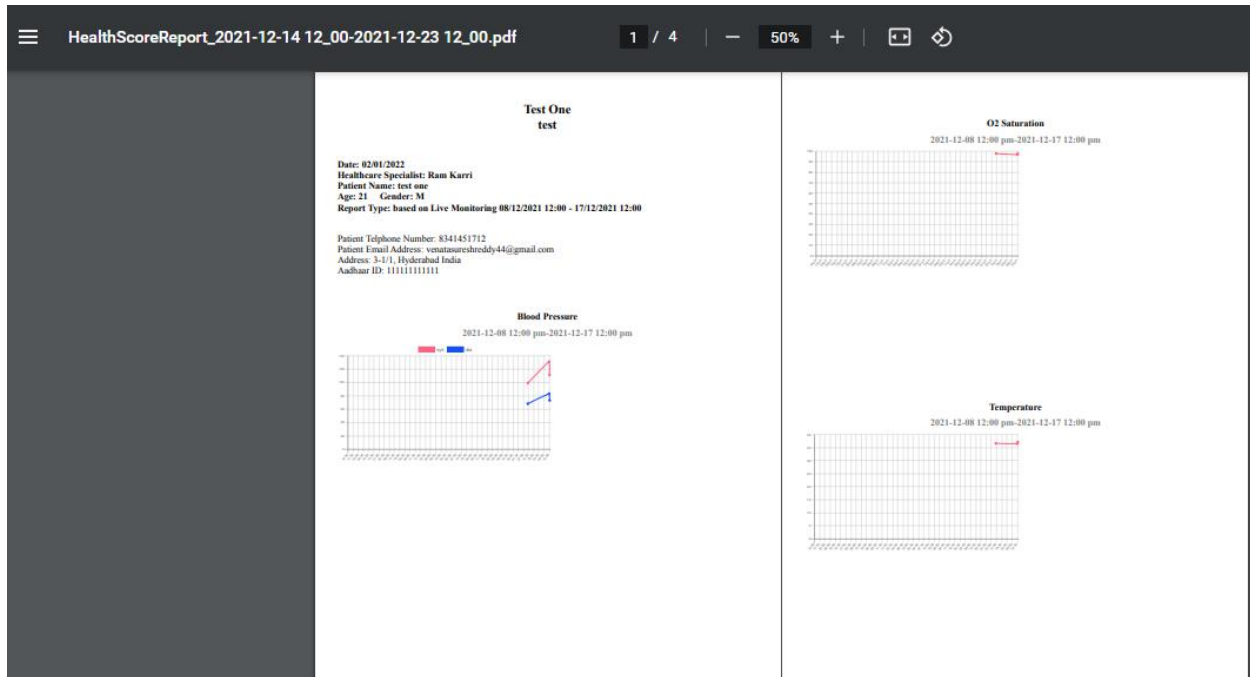
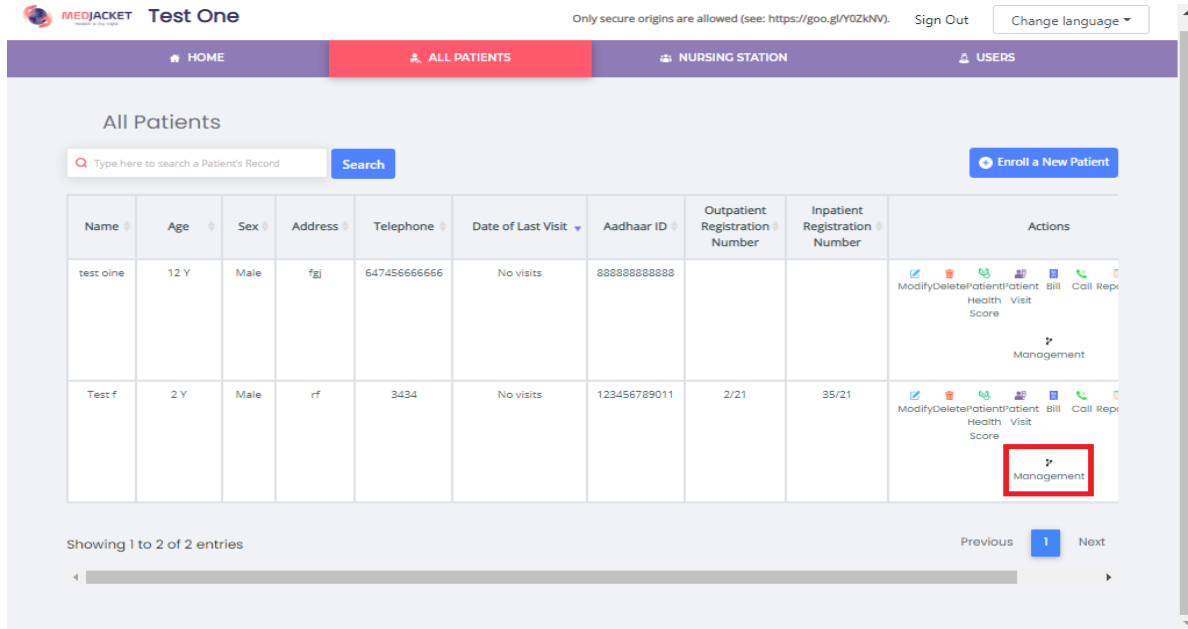


Fig: PDF format of reports

6. Patient management

After enrolling the patient, the user assigns the outpatient and inpatient number and Branch in which the patient is being treated. They can do this by login into hospital domain> all patients> management.



Only secure origins are allowed (see: https://goo.gl/Y0ZkNV). Sign Out Change language

HOME ALL PATIENTS NURSING STATION USERS

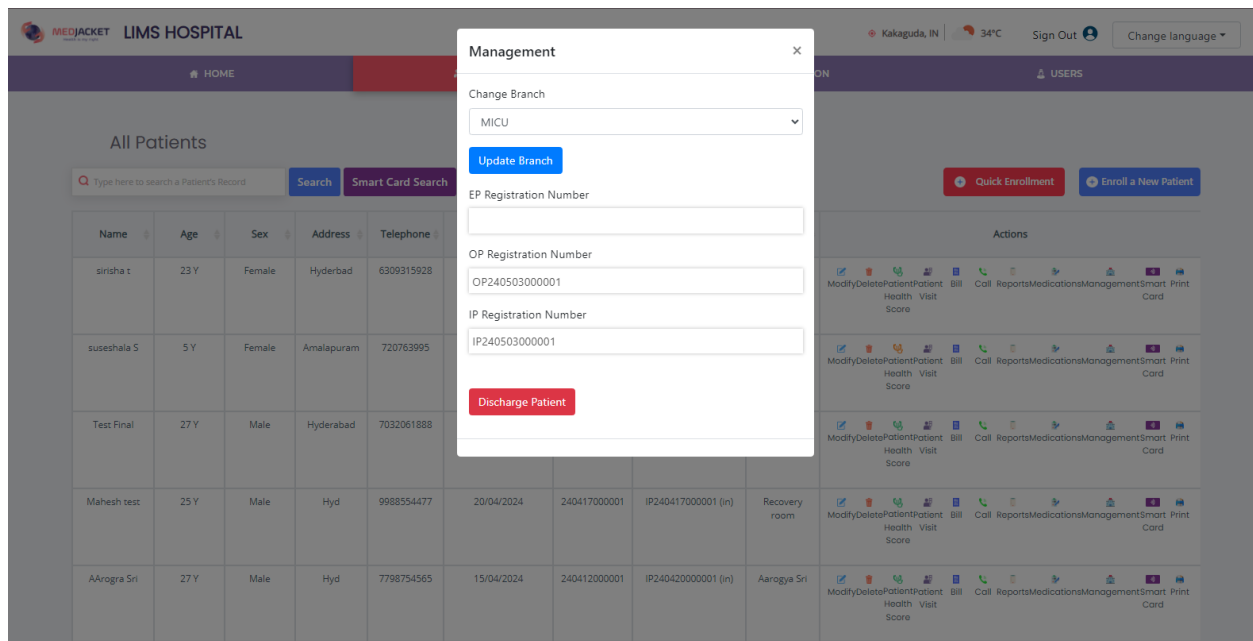
All Patients

Type here to search a Patient's Record Search Enroll a New Patient

Name	Age	Sex	Address	Telephone	Date of Last Visit	Aadhaar ID	Outpatient Registration Number	Inpatient Registration Number	Actions
test oine	12 Y	Male	fgj	647456666666	No visits	888888888888			Modify Delete Patient Patient Health Visit Score Management
Test f	2 Y	Male	rf	3434	No visits	123456789011	2/21	35/21	Modify Delete Patient Patient Health Visit Score Management

Showing 1 to 2 of 2 entries Previous 1 Next

Here they can assign the outpatient or inpatient number. And add the Branch where the patient is being treated. There is an option to change the Branch when the patient is moving from one Branch to another Branch.



Kakaguda, IN 34°C Sign Out Change language

HOME ALL PATIENTS NURSING STATION USERS

LIMS HOSPITAL

All Patients

Type here to search a Patient's Record Search Smart Card Search Quick Enrollment Enroll a New Patient

Management

Change Branch

MICU

Update Branch

EP Registration Number

OP Registration Number

OP240503000001

IP Registration Number

IP240503000001

Discharge Patient

Name	Age	Sex	Address	Telephone	Date of Last Visit	Aadhaar ID	Outpatient Registration Number	Inpatient Registration Number	Branch	Actions
sirisha t	23 Y	Female	Hyderabad	6309315928						Modify Delete Patient Patient Health Visit Score Management Smart Print Card
suzeshala S	5 Y	Female	Amalapuram	720763995						Modify Delete Patient Patient Health Visit Score Management Smart Print Card
Test Final	27 Y	Male	Hyderabad	7032061888						Modify Delete Patient Patient Health Visit Score Management Smart Print Card
Mahesh test	25 Y	Male	Hyd	9988554477	20/04/2024	240417000001	IP240417000001 (in)		Recovery room	Modify Delete Patient Patient Health Visit Score Management Smart Print Card
Aarogya Sri	27 Y	Male	Hyd	7798754565	15/04/2024	240412000001	IP240420000001 (in)		Aarogya Sri	Modify Delete Patient Patient Health Visit Score Management Smart Print Card

Fig: Management

7. Billing

Services are present in the Welcome page of hospital server. In Services, we should add every service which is provided in the hospital along with the costing. From the moment patient enters into the hospital and leave the hospital every service is noted and a Bill will be Generated by the services given to the patient.

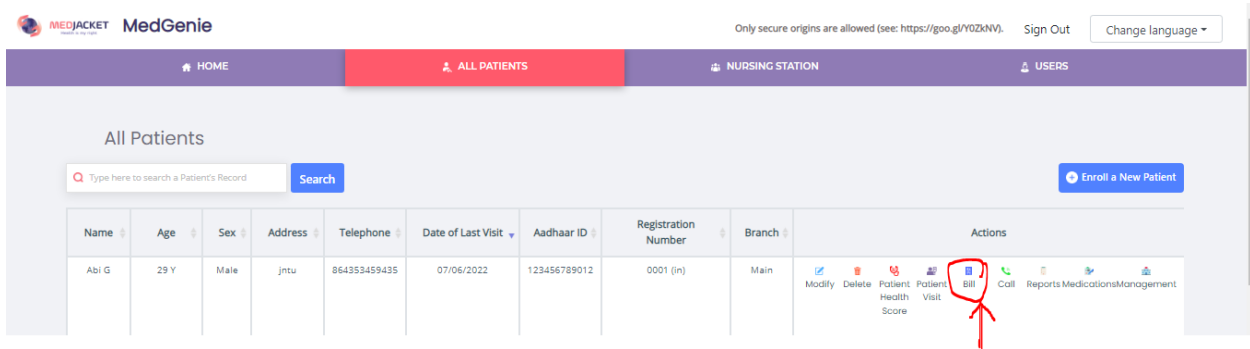
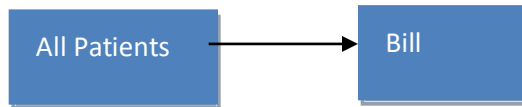
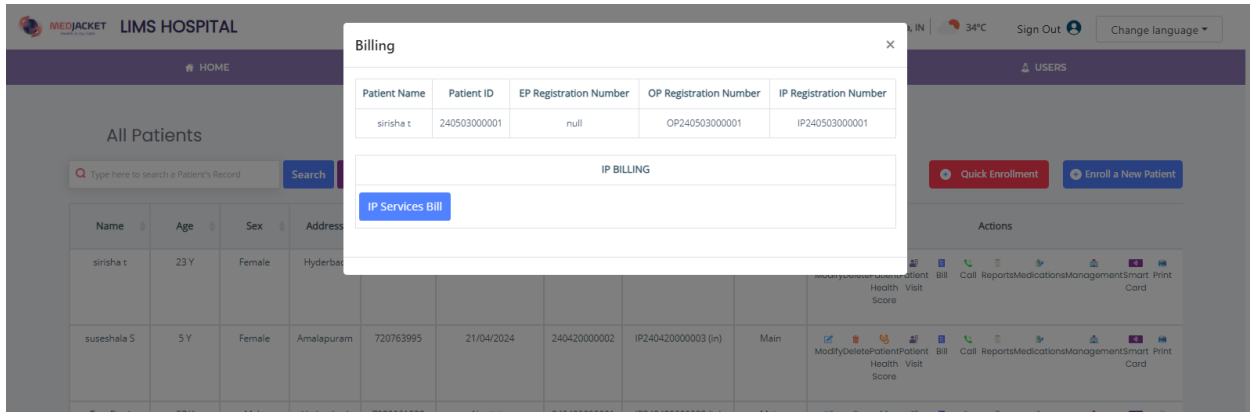


Fig: Bill

After entering into the Bills option, here we have to choose all the services given by us. Once the bill got generated, the bill will be shown in Bills option which is present in the Welcome page. There we can generate report of each bill.





hari s
22 Years

Male	No Insurance	unmarried	hyd	Patient ID: 240406000002
		No Smoking Info	No Alcohol Info	Health Card not Available

Previous Bills for : IP240406000001

Date & Time	Bill Amount	Amount Paid	Pending Amount
06.04.2024 18:56	300.00	0.00	300.00
Previous Bills Totals	300.00	0.00	300.00

Category	Service	Provider	Quantity	Unit Price	Total Price	Discount	Total Price After Discount
Pathology Investigation	IRON PROFILE	LIMS HOSPITAL	1	2000.00	2000.00	0	2000.00
			Total 1.00	--	2000.00	0.00	2000.00

Add Service

Advance/Part Payment

2000

Payment Mode

Cash
 Card
 UPI
 Others

Current Pending Amount : 0
 Previous Pending Amount : 300.00
 Total Pending Amount : 300

Save & Print Bill

MEDJACKET-DEVICE:

1. Health Monitor

Together with the «**MedJacket-Device**» device comes with the application called «**Health Monitor**». There all the results of the peripherals connected to the device, such as ECG, Pulse Oximeter, BP tonometer, thermometer etc. can be viewed.

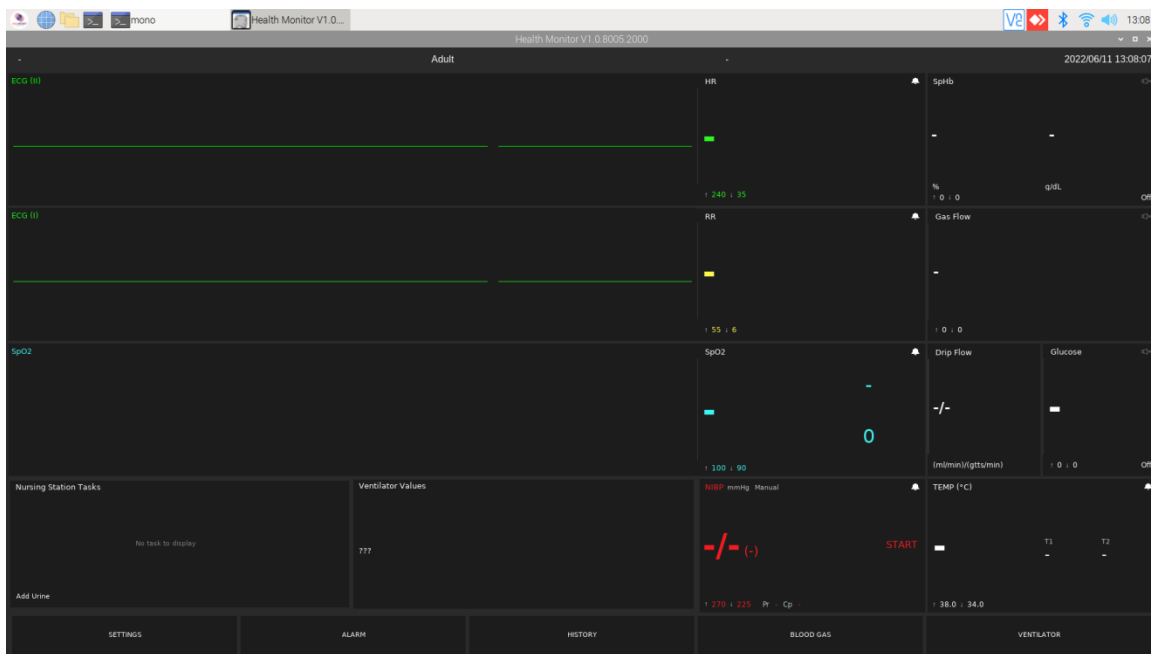
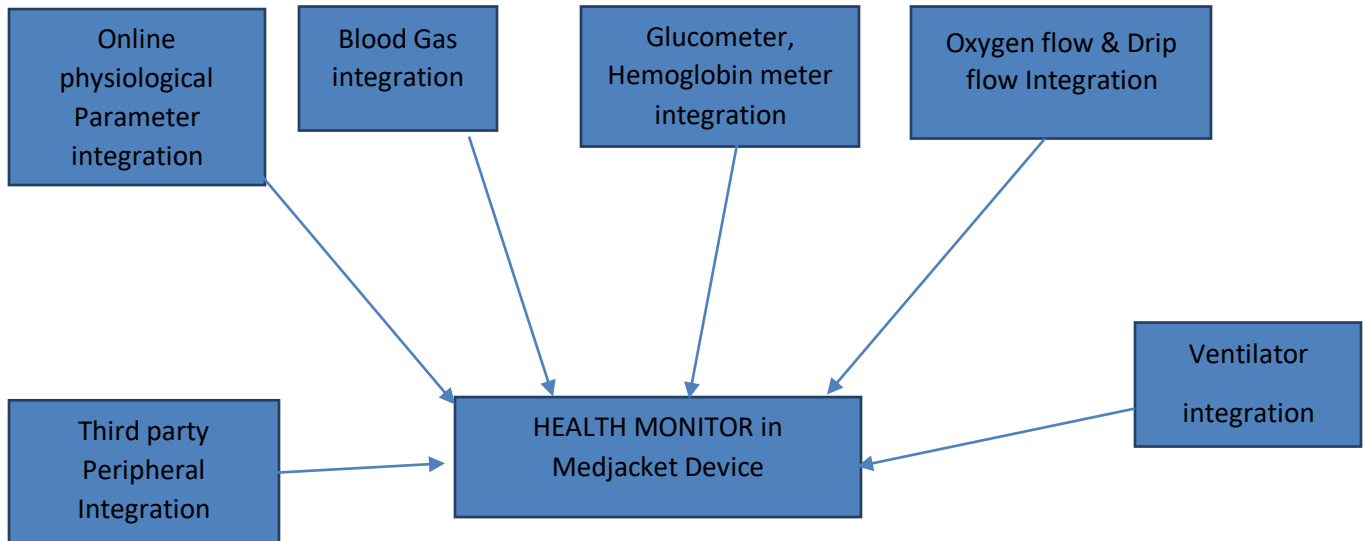


Fig: Idle Health Monitor

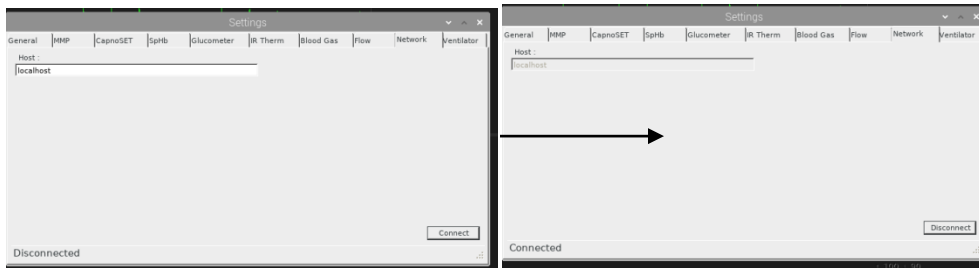


Fig: Device Connectivity with Localhost

- After completing Network settings, Click on General.
- Check the device type whether it is Single Parameter Module or Multi Parameter Module.
- In device type it shows by default as single parameter. If the device is multi parameter then choose Multi parameter module in Device type.
- After required changes are done, close the health monitor and reopen it.

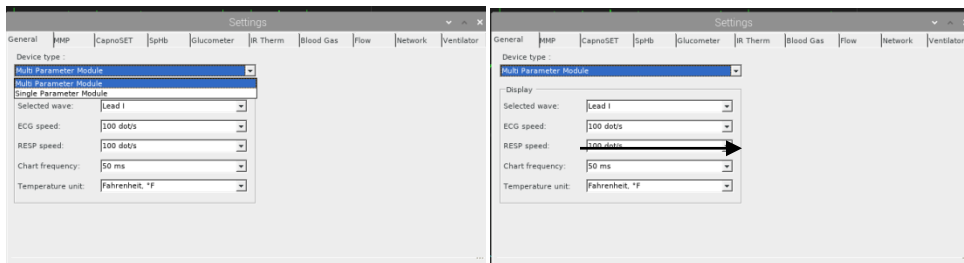


Fig: Selecting Device Type

Also, in the «**Settings**» menu user can check connectivity of the different peripherals. If the data of particular peripheral is not being shown, check its connectivity in the «**Settings**» window. We can modify the fields as per our requirement. In Multi parameter module we have ECG, NIBP and SPO2 inbuilt. All those 3 parameters are combined and called off as Multi parameter module. So in health monitor if we once connect MMP then ECG, NIBP and SPO2 gets connected automatically.

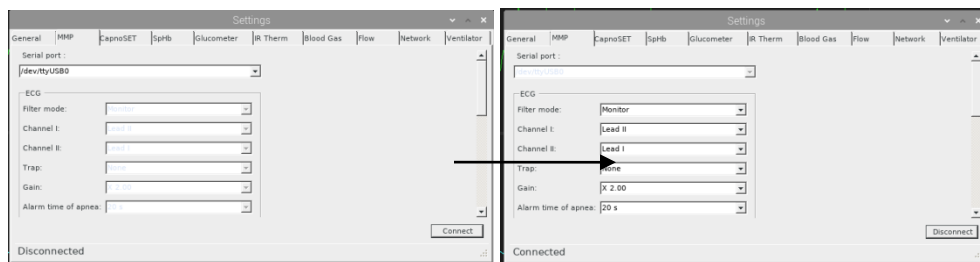


Fig: MMP Connectivity

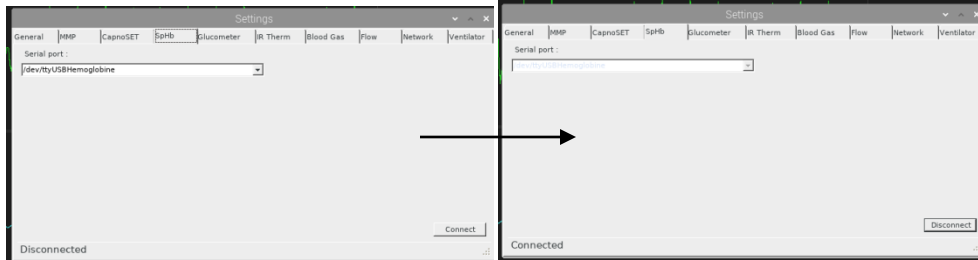


Fig: SPHB Connectivity

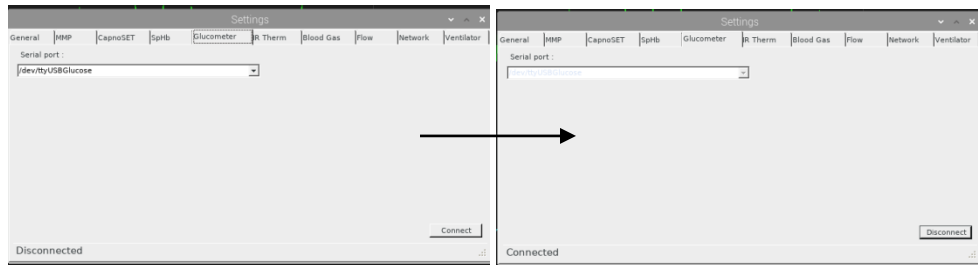


Fig: Glucose Connectivity

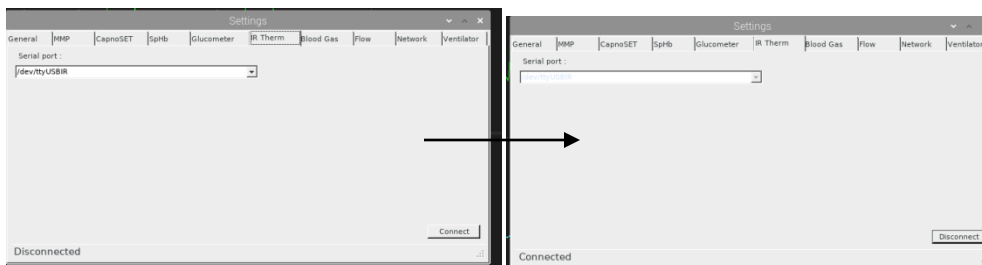


Fig: IR Connectivity



Fig: Drip flow & Gas Flow Connectivity



Fig: Ventilator settings

2. Integration with Medjacket Device

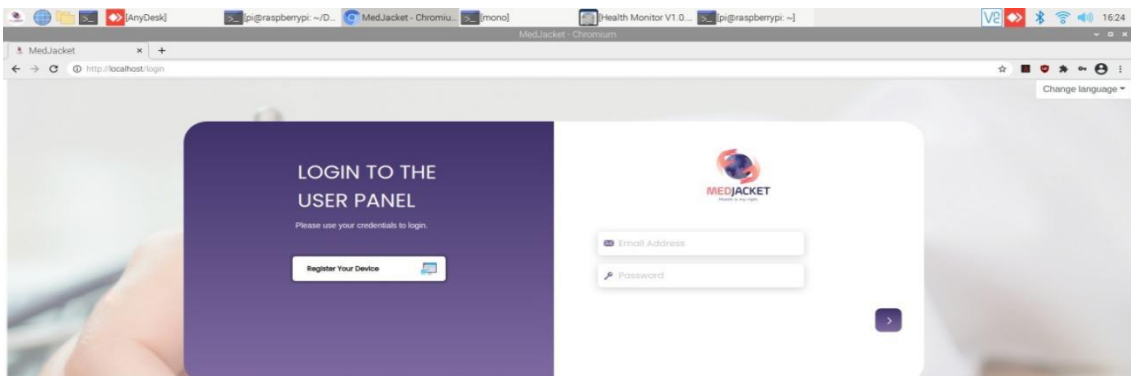
To integrate devices with «MedJacket-Device» and the server with «Hospital - Domain» together, devices should be registered to the particular hospital. After this, all the users and




patients and all their data are being synchronized, such as medications, visits, health score, etc. When something been added on the «**Hospital-Domain**» it will appear on «**MedJacket-Device**» and vice versa. Most of the functionality described above is also available on «**MedJacket-Device**».

Device Registration

1. Here the device should be registered to the hospital using the register the device option.



2. Login using the hospital credentials to register the device.





3. Device id will be displayed automatically click on save to pair the device to the hospital.

Device Registration

General Details

Machine Id

e4-5f-01-11-96-bc

Close Save

4. Using the credentials login into localhost.

LOGIN TO THE USER PANEL

Please use your credentials to login.

Register Your Device

MEDJACKET Health is my right

test@test.com

>

5. After Login Home page will be displayed and then Click on All Patients.

- Patients Enrolled through <<**Hospital-Domain**>> will be synchronized and it will be displayed in <<**Medjacket-device**>>.

All Patients

Name	Age	Sex	Address	Telephone	Date of Last Visit	Aadhaar ID	Outpatient Registration Number	Inpatient Registration Number	Actions
Mallikarjun A	20 Y	Male	4-15	9648978399	17/12/2021	111111111121	103	101	
raj gopal d	39 Y	Male	hno 6-45	989867895	No visits	111111111165	105		
venkat k	22 Y	Male	2-22	7396449652	No visits	111111111113	102		
Rajesh kola	24 Y	Male	warangal	7997191501	15/12/2021	730353785213	104		
suresh V	31 Y	Male	hno 2-2	8639472194	No visits	111111111112	106	102	
test one	21 Y	Male	3-1/1	8341451712	17/12/2021	111111111111	101		

Showing 1 to 6 of 6 entries Previous **1** Next

Fig: All Patients

3. Live Monitoring Connectivity

- To connect the device to live monitoring, select the patient and click on live monitoring.
- In localhost it indicates that the session is active for the particular patient and the live monitor icon will blink as an indication.

Network location provider at "https://www.googleapis.com/": No response received. Sign Out Change language

HOME ALL PATIENTS USERS

All Patients

Type here to search a Patient's Record Search Enroll a New Patient

Nursing Station session for the test one is active!

Name	Age	Sex	Address	Telephone	Date of Last Visit	Aadhaar ID	Outpatient Registration Number	Inpatient Registration Number	Actions
test one	21 Y	Male	3-1/1	8341451712	17/12/2021	111111111111	103		Modify Delete Patient Health Score Live Monitoring Score OPD Patient Visit Call Medications
Rajesh kola	24 Y	Male	warangal	7997191501	15/12/2021	730353785213	104		Modify Delete Patient Health Score Live Monitoring Score OPD Patient Visit Call Medications
Venkat Reddy t	23 Y	Male	satya narayana nagar	7207492361	No visits	111111111131		105	Modify Delete Patient Health Score Live Monitoring Score OPD Patient Visit Call Medications
Malikarjun A	20 Y	Male	4-15	9648978399	17/12/2021	111111111121	111	101	Modify Delete Patient Health Score Live Monitoring Score OPD Patient Visit Call Medications
sofir sdfs	33 Y	Male	tggt	3434	No visits	345456567678		45/21	Modify Delete Patient Health Score Live Monitoring Score OPD Patient Visit Call Medications

Fig: Live Monitoring Connectivity

Health Monitor Connected to Nursing Station.

- I. In health monitor it indicates as NS this shows that the live monitoring is successfully connected to the nursing station
- II. Connected patient name will be displayed at the top left corner of the health monitor.



Fig: Live Monitoring Connectivity

After starting the Live monitoring, the data could be viewed on the Nursing Station page in «Hospital-Domain». The upcoming and done tasks such as medications, meals or urine output can be viewed and modified from the Health Monitor main screen.

4. OPD

OPD section is used to do a measurement using device's peripherals and save results in the «MedJacket-Device» and send them to the «Hospital-Domain» and other devices connected to the same Hospital. This requires running «Health Monitor» application. Please check the connectivity from the «Health Monitor» to the «MedJacket-Device» in the Health Monitor's settings in the tab «Network» before starting. After opening OPD page user can select the measurement that is needed to be done and after clicking the particular measurement button, the measurement itself will start. Sign «Measurement is proceeding» will appear. In this moment user cannot start another measurement or run a Live Monitoring. He should wait until the measurement finishes and save or delete the result. After that he can start new measurement.

All Patients

🔍 Type here to search a Patient's Record Search Enroll a New Patient

Name	Age	Sex	Address	Telephone	Date of Last Visit	Aadhaar ID	Outpatient Registration Number	Inpatient Registration Number	Actions
Mallikarjun A	20 Y	Male	4-15	9648978399	17/12/2021	11111111121	103	101	Modify Delete Patient Health Score Live Monitoring OPD Patient Visit Call Medications
raj gopal d	39 Y	Male	hno 6-45	9898567895	No visits	11111111165	105		Modify Delete Patient Health Score Live Monitoring OPD Patient Visit Call Medications
venkat k	22 Y	Male	2-22	7396449652	No visits	11111111113	102		Modify Delete Patient Health Score Live Monitoring OPD Patient Visit Call Medications
Rajesh kola	24 Y	Male	warangal	7997191501	15/12/2021	730353785213	104		Modify Delete Patient Health Score Live Monitoring OPD Patient Visit Call Medications
suresh V	31 Y	Male	hno 2-2	8639472194	No visits	11111111112	106	102	Modify Delete Patient Health Score Live Monitoring OPD Patient Visit Call Medications
test one	21 Y	Male	3-1/1	8341451712	17/12/2021	11111111111	101		Modify Delete Patient Health Score Live Monitoring OPD Patient Visit Call Medications

Showing 1 to 6 of 6 entries Previous 1 Next

Fig: All patients

OPD

Patient: test one

Patient Health Score Patient Visits

Temperature: 30.5
Measurement done on "17-12-2021 06:02:22 PM"

Delete Save

Temperature

IR Thermometer

Pulse Oximeter

Haemoglobin

Blood Pressure

Blood Glucose

Gas Flow

Blood Gas

Fig: Temperature OPD Page

OPD

Patient: test one

Patient Health Score Patient Visits

Temperature: 37.111111111111114
Measurement done on "17-12-2021 06:02:39 PM"

Delete Save

Temperature

IR Thermometer

Pulse Oximeter

Haemoglobin

Blood Pressure

Blood Glucose

Gas Flow

Blood Gas

Fig: IR Temperature Reading

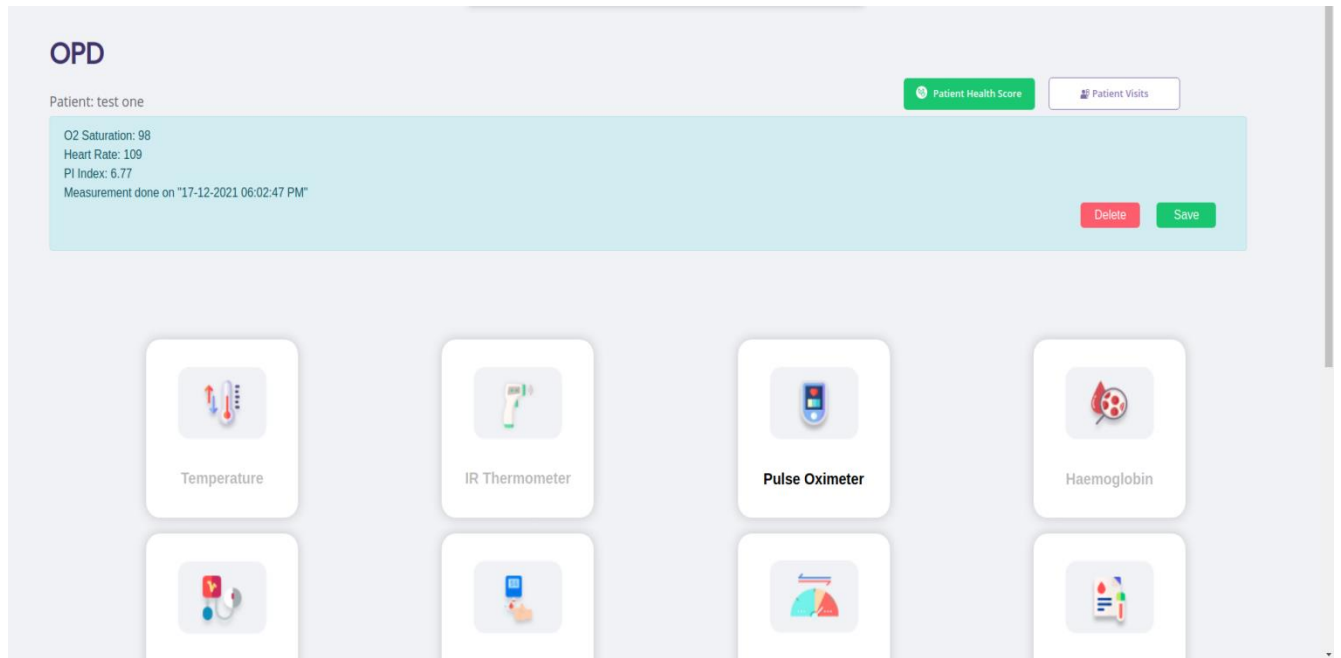


Fig: SPO2 Reading

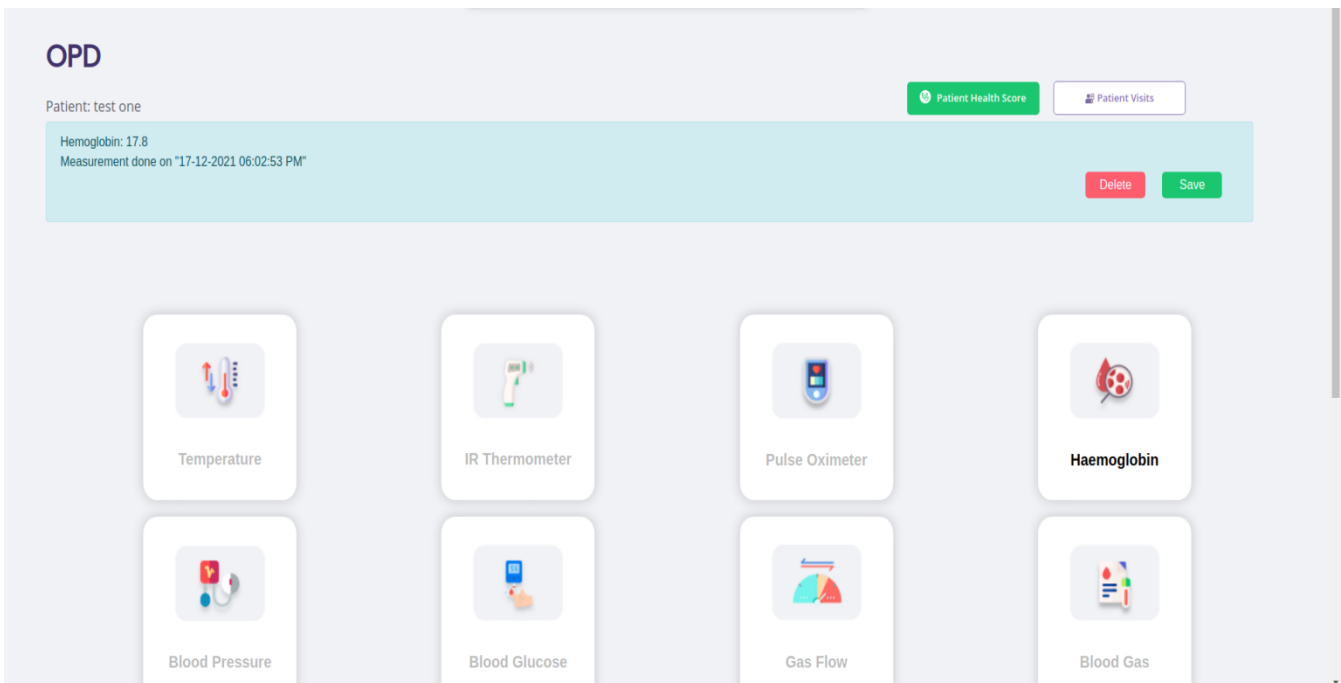


Fig: Hemoglobin Reading

OPD

Patient: test one

Patient Health Score

Patient Visits

Blood Pressure Sys: 111
Blood Pressure Dia: 73
Heart Rate: 109
Measurement done on "17-12-2021 06:03:14 PM"

Delete

Save



Temperature



IR Thermometer



Pulse Oximeter



Haemoglobin



Fig: NIBP Reading

OPD


Patient: test one

[Patient Health Score](#)


[Patient Visits](#)

Blood Glucose: 130
Measurement done on "17-12-2021 05:57:33 PM"


[Delete](#) [Save](#)




Temperature




IR Thermometer




Pulse Oximeter




Haemoglobin




Blood Pressure



Blood Glucose



Gas Flow



Blood Gas

Fig: Blood Glucose Reading

OPD

Patient: test one

[Patient Health Score](#)

[Patient Visits](#)

Action: QUALITY CONTROL
Lot Number:

Type: QC LEVEL 1
Sample No:

Operator ID:

Parameters	QC-mV	Cal C-mV	Air-mV	Cal A-mV	Results	Units	Ranges
pH	NaN	-17.9	-28.7	NaN	7.077	NA	LOW
pCO2	NaN	20.3	18.9	NaN	144.7	mmHg	HIGH
pO2	NaN	197.8	192.2	376.1	78.75	mmHg	
Hct	NaN	100.5	142.5	NaN	0	%	LOW
Na	NaN	50.1	NaN	NaN	123.2	mmol/L	
K	NaN	67.9	NaN	NaN	1.82	mmol/L	
iCa	NaN	81.4	NaN	NaN	1.89	mmol/L	
Cl	NaN	80.7	67.4	NaN	70.9	mmol/L	LOW
GLU	NaN	668.7	672.9	NaN	92.11	mg/dL	
LAC	NaN	645.9	645.6	NaN	2.03	mmol/L	
AG_Na	NaN	NaN	NaN	NaN	NaN	mmol/L	NA
AG_K	NaN	NaN	NaN	NaN	NaN	mmol/L	NA

[Delete](#) [Save](#)

Fig: Blood Gas OPD page

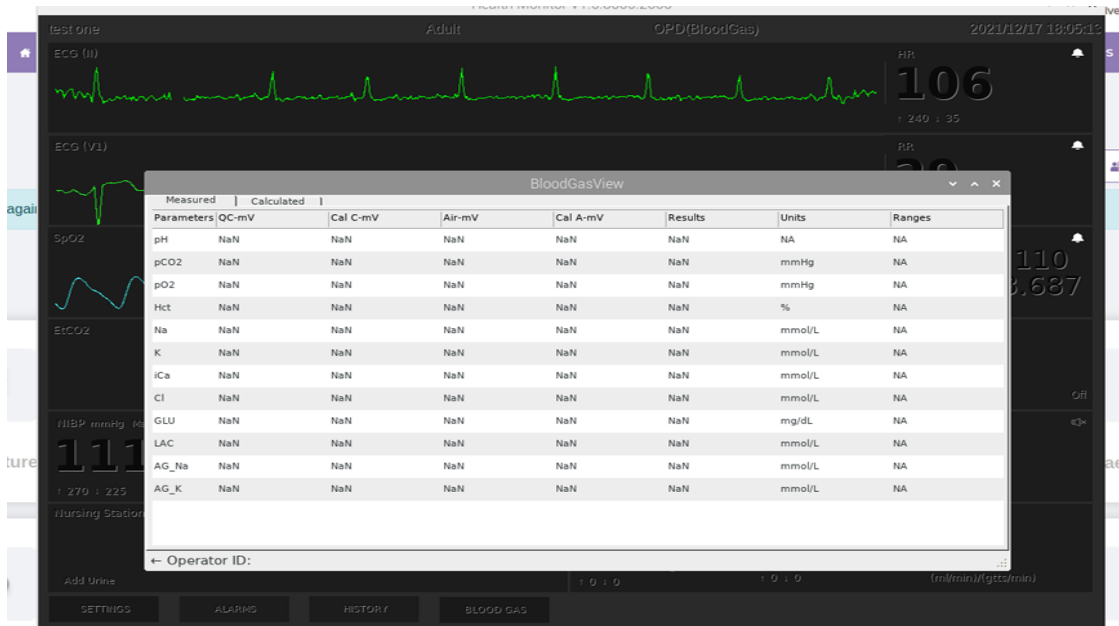


Fig: Blood Gas Health Monitor page

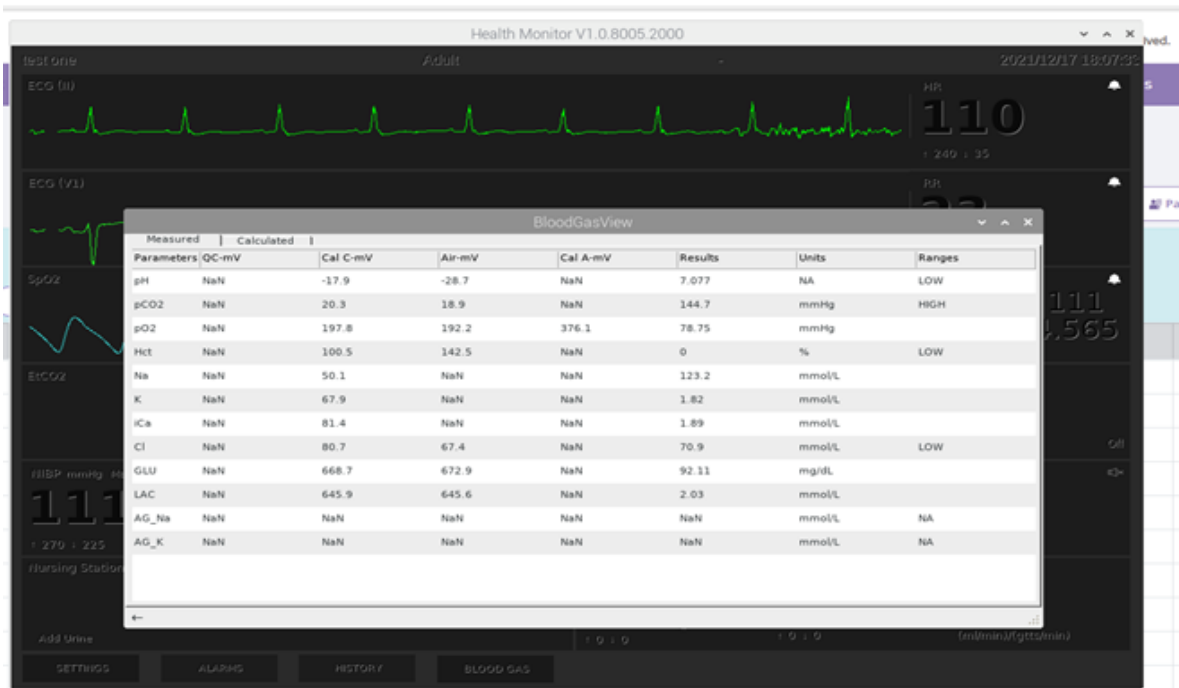


Fig: Blood Gas (calculated values) in Health Monitor